

Career & Technical Education (CTE) Employment Outcomes Survey 2016 Statewide

Background


Skills-building students from all Statewide surveyed colleges were surveyed if they met one of the following criteria in 2013-2014, and did not enroll in 2014-2015: earned a certificate of 6 or more units, earned a vocational degree, or earned 9+ CTE units. The survey was administered in early 2016 by e-mail, telephone and US mail. The survey addressed student perceptions of their CTE program, employment outcomes, and how their coursework and training relate to their current career.

A total of 102,114 students were surveyed and 28,474 unduplicated students responded, 5,638 of whom responded by e-mail (19.3%), 19,079 by telephone (67.4%), and 3,757 (13.2%) by US Mail, for a total overall response rate of 28%.

Results

- Respondents were asked their primary reason for studying, and the majority (62.2%) indicated earning a certificate or degree (with or without transfer). Figure 1 shows the results.

Figure 1. Primary reason for studying



- Respondents were asked why they stopped taking classes. Here are the most frequently cited reasons, in rank order of frequency:

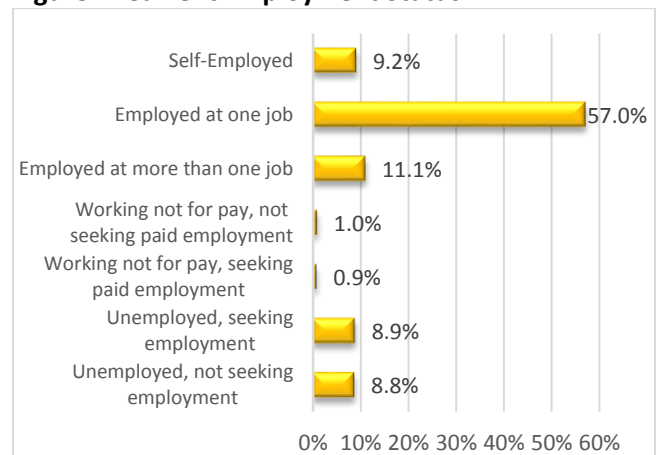
- ✓ My goals were met (12,722)
- ✓ I completed the program (11,544)
- ✓ Transferred to another school (8,323)
- ✓ I got a job (7,618)

- 52.8% of former students were “very satisfied” with the education and training they received, and 37.0% were “satisfied” for an overall satisfaction rate of 89.8%.

- 38.0% of respondents indicated they had transferred to another College or University.

- 77.3% of respondents are employed for pay. Figure 2 shows the results.

Figure 2. Current Employment Status



- Overall, statewide, students who transferred have 1.7 times the likelihood of being unemployed and not seeking employment (7.1% for not transferring vs. 12.0% for transferring), likely because they are enrolled at a four year institution.

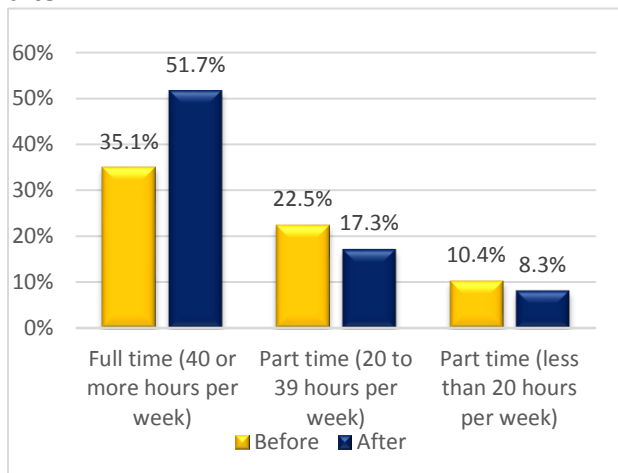
- Respondents were asked, if currently employed, how closely related their job is to their field of study. 45.1% indicated they are working in the same field as their studies and training, followed by 24.0% indicating they work in a field that is “close” to their studies and training, and 30.9% indicated their job is not related to their studies. When asked if they were actively seeking a job in another field, 77.0% of employed respondents said no.

- Of those respondents who engaged in a job search after finishing their studies, 80.5% reported finding a job and 19.5% were still looking. Of those with a successful job search, 82.3% found a job within six months (67.0% within three months).

- Of currently employed respondents, 17.2% had been employed at their current job less than six months, 17.1% between six months and one year, 23.5% between one and two years, 13.5% between two and three years and 27.7% had been employed at their current job for more than three years.

- Before their studies, 35.1% of respondents worked full time. After completing their studies, 51.7% work full time. Figure 3 shows the results.

Figure 3. Work status before studies/training and after



- The hourly wage of all respondents increased 41.1% from their hourly wage before their studies (\$17.62) to their hourly wage after completing their studies (\$24.87). Figure 4 shows the results.

Figure 4. Earnings before studies/training and after



- Respondents, including those who had transferred, were asked what impact their coursework had on their employment. Here are the responses, listed in rank order of frequency:

- ✓ No impact on my employment (7897)
- ✓ Prepared me for a possible new job (6794)
- ✓ Enabled me to learn skills that allowed me to get a job at a new organization (4548)
- ✓ Enabled me to learn skills that allowed me to stay in my current job (2054)
- ✓ Enabled me to learn skills that allowed me to get a promotion at my same organization (2052)
- ✓ Enabled me to start my own business (1236)

Summary and Conclusions

The results of the survey showed that completing CTE studies and training – whether or not a credential is earned, whether or not a student transfers – is related to positive employment outcomes. The preponderance of respondents are employed, are working in the same field as their studies or training, and are working full time. Respondents overall posted a 41.1% increase in their hourly wage after completing their studies and the vast majority were satisfied with the education and training they received.